

PRIVATE WEALTH SERIES International Fixed Interest Fund

Bank of New Zealand

Fund Update

For quarter ending 31 March 2020

This Fund Update was first made publicly available on 30 April 2020.

What is the purpose of this update?

This document tells you how the International Fixed Interest Fund (Fund) has performed and what fees were charged. The document will help you to compare the Fund with other funds. BNZ Investment Services Limited prepared this update in accordance with the Financial Markets Conduct Act 2013. This information is not audited and may be updated.

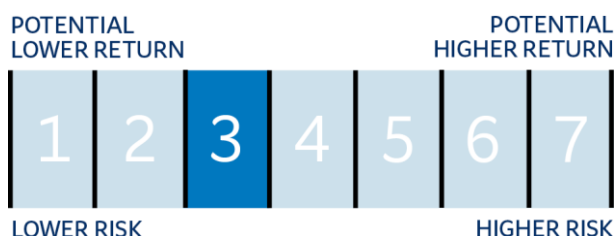
Description of this Fund

The International Fixed Interest Fund provides an exposure to international fixed interest securities, primarily investment-grade government and corporate bonds in developed markets, with the ability to invest to a lesser extent in emerging market countries. It aims to provide a gross return in excess of its benchmark index, over the medium term. The Fund invests primarily in investment-grade-bonds but can also invest in non-investment-grade bonds.

Total value of the Fund	\$728,383,435.54
Date the Fund started	2 March 2017

What are the risks of investing?

Risk indicator¹ for the International Fixed Interest Fund



The risk indicator is rated from 1 (low) to 7 (high). The rating reflects how much the value of the Fund's assets goes up and down (volatility). A higher risk generally means higher potential returns over time, but more ups and downs along the way.

To help you clarify your own attitude to risk, you can seek financial advice or work out your risk profile at sorted.org.nz. Note that even

the lowest category does not mean a risk-free investment, and there are other risks that are not captured by this rating.

This risk indicator is not a guarantee of a fund's future performance. The risk indicator is based on the returns data for 31 March 2015 to 31 March 2020. While risk indicators are usually relatively stable, they do shift from time to time. The risk indicator will continue to be updated in future Fund Updates.

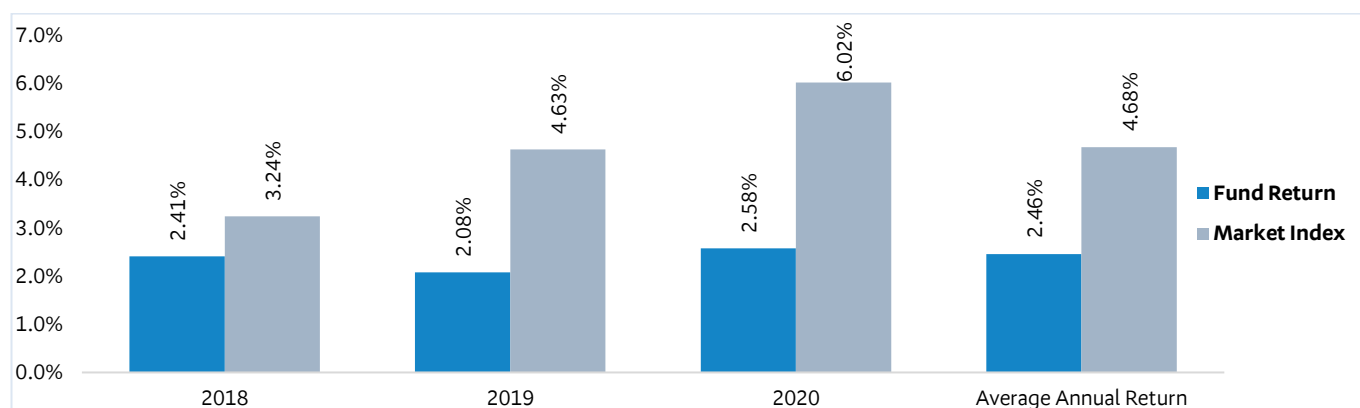
See the Private Wealth Series Product Disclosure Statement (PDS) for more information about the risks associated with investing in this Fund.

How has the Fund performed?

	Past year
Annual return (after deductions for charges and tax)	2.58%
Annual return (after deductions for charges but before tax)	3.76%
Market index annual return (reflects no deductions for charges and tax)	6.02%

The market index (benchmark) return is based on the Bloomberg Barclays Global Aggregate Index (100% hedged to New Zealand dollars). Additional information can be located in the 'Statement of Investment Policy and Objectives' document available on the Scheme's Disclose Register entry at companiesoffice.govt.nz/disclose

Annual return graph



The graph shows the return after Fund charges and tax for each year ending 31 March since the Fund started. The last bar shows the average annual return since the Fund started, up to 31 March 2020.

Important: This does not tell you how the Fund will perform in the future.

Returns in this update are after tax at the highest prescribed investor rate (PIR) of tax for an individual New Zealand resident. Your tax may be lower.

Market index returns do not include Fund charges or deductions for tax.

Example of how this applies to an investor

John had \$10,000 in the Fund at the start of the year and did not make any further contributions. At the end of the year, John received a return after Fund charges were deducted of \$258.00 (that is 2.58% of his initial \$10,000). John also paid \$0.00 in other charges. This gives John a total return of \$258.00 for the year.

What fees are investors charged?

Investors in the International Fixed Interest Fund are charged Fund charges. In the year to 31 March 2019 these were (excluding GST):

	% of net asset value
Total fund charges*	0.97%
<i>Which are made up of:</i>	
Total management and administration charges	0.97%
<i>Including:</i>	
Manager's basic fee	0.85%
Other management and administration charges	0.12%
Total performance-based fees	0.00%

*The total fund charges for the Fund were reduced to 0.59%pa on 21 August 2019.

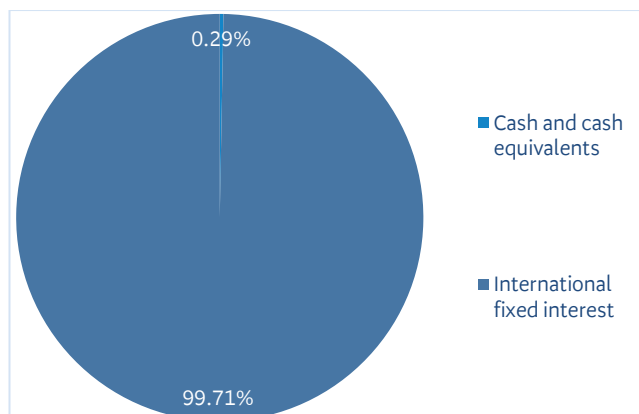
See the Private Wealth Series PDS for more information about these fees. This can be accessed from the Disclose Register at companiesoffice.govt.nz/disclose

Small differences in fees and charges can have a big impact on your investment over the long term.

What does the Fund invest in?

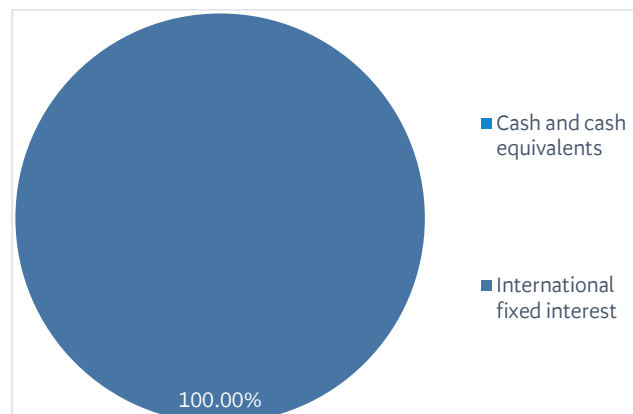
This shows the types of assets the Fund invests in.

Actual investment mix²



This shows the mix of assets the Fund generally intends to invest in.

Target investment mix



Currency hedging

Currency hedging may be used to mitigate the impact of currency movements on investments in foreign securities. As at the date of this Fund Update, the Manager applies the following currency hedging ratio:

- International fixed interest – 100% hedged to NZD

The Statement of Investment Policy and Objectives (SIPO) sets out the policy for our currency hedging strategy in Section 5 and is available on the Scheme’s Disclose Register entry at companiesoffice.govt.nz/disclose

Top 10 investments³

	Name	% of fund net assets	Type	Country	Credit rating (if applicable)
1	RUSSELL GLOBAL BOND FUND CLASS D	99.71%	International Fixed Interest	New Zealand	
2	BNZ BANK ACCOUNT	0.33%	Cash and cash equivalents	New Zealand	AA-

The top 10 investments make up 100.04% of the net asset value of the Fund⁴.

Key personnel

This shows the directors and employees who have the most influence on the investment decisions of the Fund.

Name	Current position	Time in current position	Previous or other position	Time in previous position
Richard Morath	Director, BNZ Investment Services Limited	6 years, 9 months	Non-Executive Director, BNZ Life Insurance Limited (current position)	16 years, 4 months
Richard Ansell	Director, BNZ Investment Services Limited	1 year, 1 month	Chair, BNZ Investment Review Committee	0 years, 10 months
Hayley Cassidy	Director, BNZ Investment Services Limited	0 years, 11 months	Chief General Counsel, BNZ (current position)	1 year, 0 months
Christine Yates	Director, BNZ Investment Services Limited	0 years, 5 months	Chief Customer Officer, Private Wealth and Insurances, BNZ (current position)	1 year, 1 month
Paul Richardson	Director, BNZ Investment Services Limited	0 years, 4 months	Chief Investment Officer/Executive Director, Mint Asset Management Limited	4 years, 8 months

Further information

You can also obtain this information, the PDS for the Private Wealth Series, and some additional information from the offer register at companiesoffice.govt.nz/disclose.

Contact details

If you have any question about this Fund or the Private Wealth Series, please contact your BNZ Private Banker or Wealth Specialist. Alternatively, call us on 0800 477 077 or visit our website at bnz.co.nz/private-banking.

Notes

1. As the Fund has not been in existence for 5 years, a combination of actual returns and market index returns have been used to calculate the Fund's risk indicator. The risk indicator, therefore, may provide a less reliable indicator of the potential future volatility of the Fund.
2. The percentage of cash and cash equivalents in this graph may differ to those stated in the Top 10 investments table as they can include operating and fund accruals.
3. Investor flows not yet unitised, unsettled trades, currency hedging gains (or losses) and any operating accruals are excluded from the Top 10 investments.
4. Net asset value of a fund is calculated using the value of the fund's assets less liabilities. This can lead to the situation where the value of the top 10 assets stated as a percentage of the net asset value of a fund is greater than 100%.