

Australasian Equity Fund

Private Wealth Series

Fund Update

For quarter ending 31 March 2023

This Fund Update was first made publicly available on 3 May 2023.

What is the purpose of this update?

This document tells you how the Australasian Equity Fund (Fund) has performed and what fees were charged. The document will help you to compare the Fund with other funds. BNZ Investment Services Limited prepared this update in accordance with the Financial Markets Conduct Act 2013. This information is not audited and may be updated.

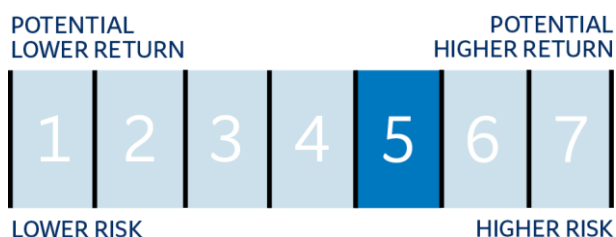
Description of this Fund

The Australasian Equity Fund invests in Australasian equities primarily listed on the New Zealand equity market. It aims to provide a gross return in excess of its benchmark index, over the long term.

Total value of the Fund	\$299,700,548.82
Date the Fund started	7 March 2017

What are the risks of investing?

Risk indicator for the Australasian Equity Fund



The risk indicator is rated from 1 (low) to 7 (high). The rating reflects how much the value of the Fund's assets goes up and down (volatility). A higher risk generally means higher potential returns over time, but more ups and downs along the way.

To help you clarify your own attitude to risk, you can seek financial advice or work out your risk profile at sorted.org.nz

Note that even the lowest category does not mean a risk-free investment, and there are other risks that are not captured by this rating.

This risk indicator is not a guarantee of a fund's future performance. The risk indicator is based on the returns data for 31 March 2018 to 31 March 2023. While risk indicators are usually relatively stable, they do shift from time to time. The risk indicator will continue to be updated in future Fund Updates.

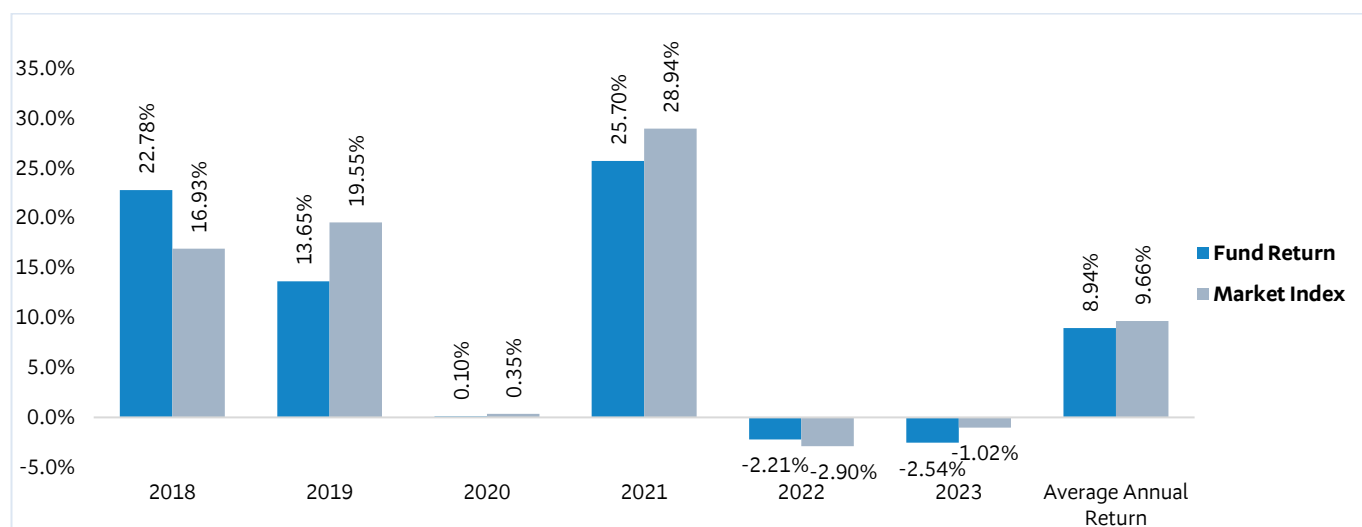
See the Private Wealth Series Product Disclosure Statement (PDS) for more information about the risks associated with investing in this Fund.

How has the Fund performed?

	Average over past 5 years	Past year
Annual return (after deductions for charges and tax)	6.39%	-2.54%
Annual return (after deductions for charges but before tax)	7.19%	-1.67%
Market index annual return (reflects no deductions for charges and tax)	8.26%	-1.02%

The market index (benchmark) return is currently based on the S&P/NZX 50 Index (including imputation credits). Additional information about the benchmark is available on the offer register (search for Private Wealth Series) at companiesoffice.govt.nz/disclose

Annual return graph



The graph shows the return after Fund charges and tax for each year ending 31 March since the Fund started. The last bar shows the average annual return since the Fund started, up to 31 March 2023.

Important: This does not tell you how the Fund will perform in the future.

Returns in this update are after tax at the highest prescribed investor rate (PIR) of tax for an individual New Zealand resident. Your tax may be lower.

Market index returns do not include Fund charges or deductions for tax.

Example of how this applies to an investor

John had \$10,000 in the Fund at the start of the year and did not make any further contributions. At the end of the year, John incurred a loss after Fund charges were deducted of \$254.00 (that is -2.54% of his initial \$10,000). John also paid \$0.00 in other charges. This gives John a total loss of \$254.00 for the year.

What fees are investors charged?

Investors in the Australasian Equity Fund are charged Fund charges. In the year to 31 March 2022 these were (excluding GST):

	% of net asset value
Total fund charges*	0.59%
<i>Which are made up of:</i>	
Total management and administration charges	0.59%
<i>Including:</i>	
Manager's basic fee	0.59%
Other management and administration charges	0.00%
Total performance-based fees	0.00%

* The total fund charges for the Fund were reduced to 0.50% p.a. from 28 September 2021.

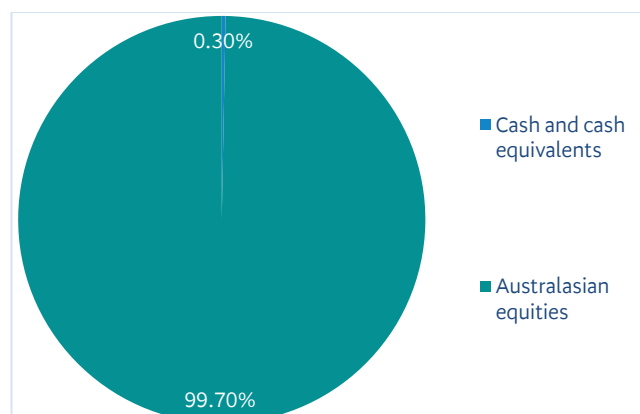
See the Private Wealth Series PDS for more information about these fees. This can be accessed from the Disclose Register at companiesoffice.govt.nz/disclose

Small differences in fees and charges can have a big impact on your investment over the long term.

What does the Fund invest in?

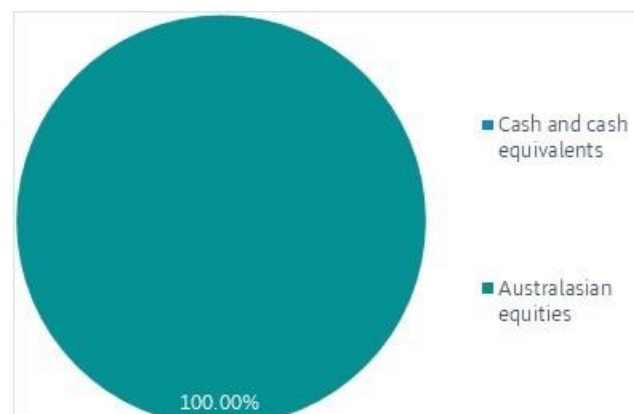
This shows the types of assets the Fund invests in.

Actual investment mix^{1,2}



This shows the mix of assets the Fund generally intends to invest in.

Target investment mix



Currency hedging

Currency hedging may be used to mitigate the impact of currency movements on investments in foreign securities. As at the date of this Fund Update, the Manager applies the following currency hedging ratio:

- 100% of the Fund's Australian equities exposure

The Statement of Investment Policy and Objectives (SIPO) sets out the policy for our currency hedging strategy in Section 7 and is available on the Scheme's Disclose Register entry at companiesoffice.govt.nz/disclose

Top 10 investments³

	Name	% of fund net assets	Type	Country	Credit rating (if applicable)
1	Fisher & Paykel Healthcare Ltd	12.70%	Australasian equities	New Zealand	
2	Auckland International Airport Ltd	8.80%	Australasian equities	New Zealand	
3	Spark New Zealand Ltd	7.54%	Australasian equities	New Zealand	
4	Infratil Ltd	6.11%	Australasian equities	New Zealand	
5	Meridian Energy Ltd	6.06%	Australasian equities	New Zealand	
6	EBOS Group Ltd	6.06%	Australasian equities	New Zealand	
7	Contact Energy Ltd	5.98%	Australasian equities	New Zealand	
8	Mainfreight Ltd	5.24%	Australasian equities	New Zealand	
9	A2 Milk Company Ltd	3.29%	Australasian equities	New Zealand	
10	Fletcher Building Ltd	2.87%	Australasian equities	New Zealand	

The top 10 investments make up 64.65% of the net asset value of the Fund.

Key personnel

This shows the directors and employees who have the most influence on the investment decisions of the Fund.

Name	Current position	Time in current position	Previous or other position	Time in previous position
Peter Forster	Chair, BNZ Investment Review Committee	3 years, 3 months	General Manager Wealth, BNZ (current position)	4 years, 7 months
Richard Ansell	Member, BNZ Investment Review Committee	3 years, 3 months	Director, BNZ Investment Services Limited (current position)	4 years, 1 months
Jason Wong	Member, BNZ Investment Review Committee	2 years, 3 months	Senior Markets Strategist, BNZ (current position)	7 years, 3 months
Louis Nel	Member, BNZ Investment Review Committee	1 year, 0 months	Head of Investment Solutions Wealth, BNZ (current position)	12 years, 2 months

Further information

You can also obtain this information, the PDS for the Private Wealth Series, and some additional information from the offer register at companiesoffice.govt.nz/disclose

Contact details

If you have any questions about this Fund or the Private Wealth Series, please call us on 0800 477 077 or visit our website at bnz.co.nz/private-banking

Notes

1. The calculation of cash and cash equivalents within the actual investment mix allocation may include investor flows not yet unitised, liquidity cash and fund accruals but excludes cash and cash equivalents held by our investment managers for operational and hedging purposes which are categorised within the asset class to which they apply.
2. Australasian equities may include an allocation to listed property securities.
3. Investor flows not yet unitised, unsettled trades, currency hedging gains (or losses), collateral positions held for derivative or hedging purposes, and any operating accruals, are excluded from the Top 10 investments.