

International Fixed Interest Fund

Private Wealth Series

Fund Update

For quarter ending 30 September 2022

This Fund Update was first made publicly available on 26 October 2022.

What is the purpose of this update?

This document tells you how the International Fixed Interest Fund (Fund) has performed and what fees were charged. The document will help you to compare the Fund with other funds. BNZ Investment Services Limited prepared this update in accordance with the Financial Markets Conduct Act 2013. This information is not audited and may be updated.

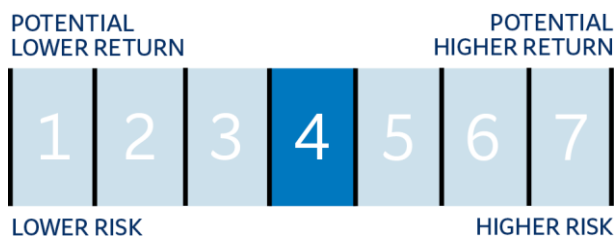
Description of this Fund

The International Fixed Interest Fund invests in international fixed interest securities, primarily investment-grade government and corporate bonds in developed markets, but with the ability to invest to a lesser extent in emerging market countries. It aims to provide a gross return in excess of its benchmark index, over the medium term.

Total value of the Fund	\$447,930,337.00
Date the Fund started	2 March 2017

What are the risks of investing?

Risk indicator for the International Fixed Interest Fund



The risk indicator is rated from 1 (low) to 7 (high). The rating reflects how much the value of the Fund's assets goes up and down (volatility). A higher risk generally means higher potential returns over time, but more ups and downs along the way.

To help you clarify your own attitude to risk, you can seek financial advice or work out your risk profile at sorted.org.nz

Note that even the lowest category does not mean a risk-free investment, and there are other risks that are not captured by this rating.

This risk indicator is not a guarantee of a fund's future performance. The risk indicator is based on the returns data for 30 September 2017 to 30 September 2022. While risk indicators are usually relatively stable, they do shift from time to time. The risk indicator will continue to be updated in future Fund Updates.

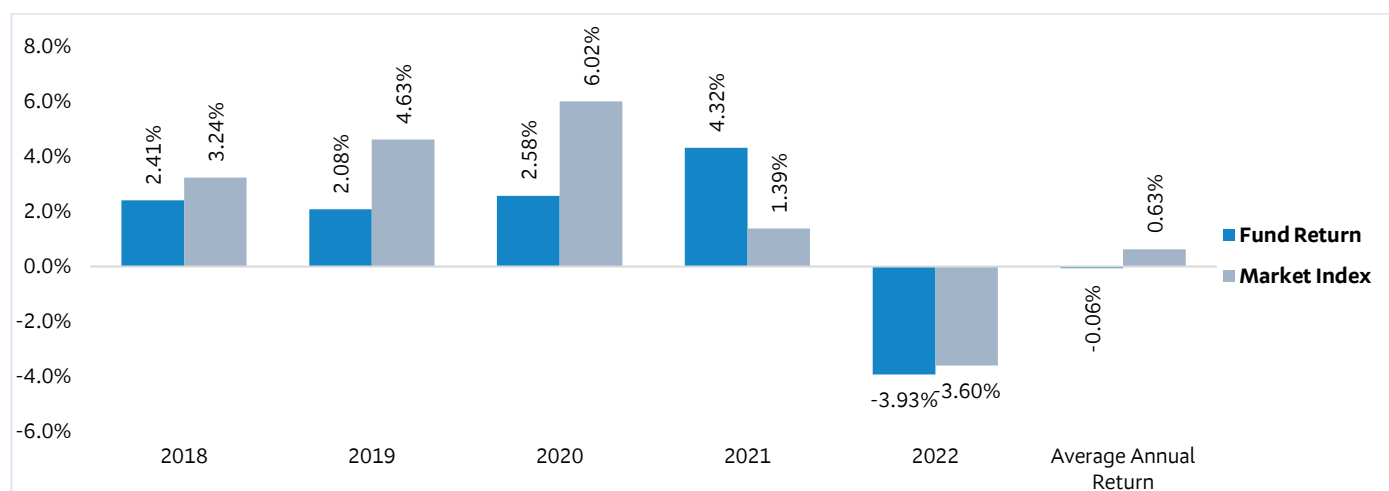
See the Private Wealth Series Product Disclosure Statement (PDS) for more information about the risks associated with investing in this Fund.

How has the Fund performed?

	Average over past 5 years	Past year
Annual return (after deductions for charges and tax)	-0.50%	-11.64%
Annual return (after deductions for charges but before tax)	-0.76%	-15.87%
Market index annual return (reflects no deductions for charges and tax)	0.15%	-12.28%

The market index (benchmark) return is currently based on the Bloomberg Global Aggregate Index (100% hedged to New Zealand dollars). Additional information about the benchmark is available on the offer register (search for Private Wealth Series) at companiesoffice.govt.nz/disclose

Annual return graph



The graph shows the return after Fund charges and tax for each year ending 31 March since the Fund started. The last bar shows the average annual return since the Fund started, up to 30 September 2022.

Important: This does not tell you how the Fund will perform in the future.

Returns in this update are after tax at the highest prescribed investor rate (PIR) of tax for an individual New Zealand resident. Your tax may be lower.

Market index returns do not include Fund charges or deductions for tax.

Small differences in fees and charges can have a big impact on your investment over the long term.

Example of how this applies to an investor

John had \$10,000 in the Fund at the start of the year and did not make any further contributions. At the end of the year, John incurred a loss after Fund charges were deducted of \$1,164.00 (that is -11.64% of his initial \$10,000). John also paid \$0.00 in other charges. This gives John a total loss of \$1,164.00 for the year.

What fees are investors charged?

Investors in the International Fixed Interest Fund are charged Fund charges. In the year to 31 March 2022 these were (excluding GST):

	% of net asset value
Total fund charges*	0.49%
<i>Which are made up of:</i>	
Total management and administration charges	0.49%
<i>Including:</i>	
Manager's basic fee	0.47%
Other management and administration charges ^{1**}	0.02%
Total performance-based fees	0.00%

*The total fund charges for the Fund were reduced to 0.40% p.a. from 28 September 2021.

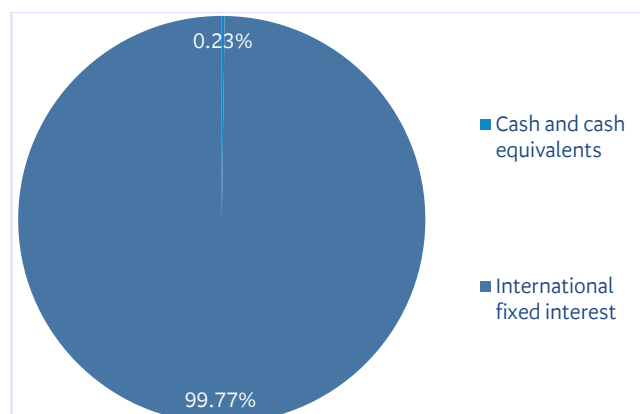
** The figure used for 'other management and administration charges' was an estimate. The Fund changed underlying managers on 28 July 2021, and the charges ceased to be incurred.

See the Private Wealth Series PDS for more information about these fees. This can be accessed from the Disclose Register at companiesoffice.govt.nz/disclose

What does the Fund invest in?

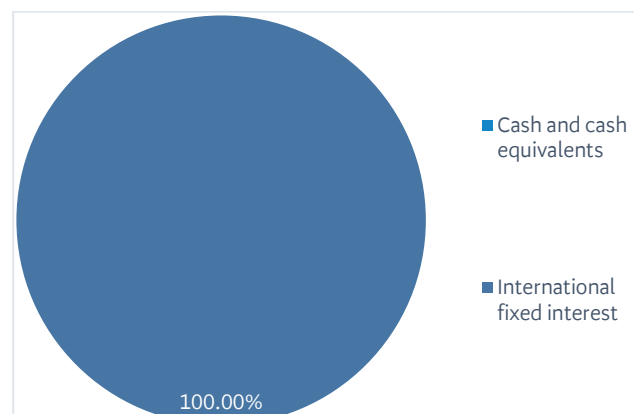
This shows the types of assets the Fund invests in.

Actual investment mix²



This shows the mix of assets the Fund generally intends to invest in.

Target investment mix



Currency hedging

Currency hedging may be used to mitigate the impact of currency movements on investments in foreign securities. As at the date of this Fund Update, the Manager applies the following currency hedging ratio:

- International fixed interest – 100% hedged to NZD

The Statement of Investment Policy and Objectives (SIPO) sets out the policy for our currency hedging strategy in Section 5 and is available on the Scheme's Disclose Register entry at companiesoffice.govt.nz/disclose

Top 10 investments³

	Name	% of fund net assets	Type	Country	Credit rating (if applicable)
1	Bank Of America Corp Medium Term Note 2.651% 11/03/2032	0.94%	International fixed interest	United States	A-
2	Danske Bank A/S 1.549% 10/09/2027	0.93%	International fixed interest	Denmark	A+
3	Carrier Global Corp 2.722% 15/02/2030	0.76%	International fixed interest	United States	BBB
4	National Grid Electricity Transmission PLC Medium Term Note 0.823% 07/07/2032	0.76%	International fixed interest	United Kingdom	BBB+
5	BNP Paribas Bank Account USD	0.68%	Cash and cash equivalents	United States	A+
6	Apple Inc 1.375% 17/01/2024	0.63%	International fixed interest	United States	AA+
7	Severn Trent Utilities Finance PLC Medium Term Note 1.625% 04/12/2022	0.63%	International fixed interest	United Kingdom	BBB+
8	SGSP (Australia) Assets PTY Ltd 3.25% 29/07/2026	0.63%	International fixed interest	Australia	A-
9	Vier Gas Transport GmbH 4.625% 26/09/2032	0.63%	International fixed interest	Germany	BBB+
10	Stedin Holding NV 1.5% Perpetual	0.63%	International fixed interest	Netherlands	BBB

The top 10 investments make up 7.22% of the net asset value of the Fund.

Key personnel

This shows the directors and employees who have the most influence on the investment decisions of the Fund.

Name	Current position	Time in current position	Previous or other position	Time in previous position
Peter Forster	Chair, BNZ Investment Review Committee	2 years, 9 months	General Manager Wealth, BNZ (current position)	4 years, 1 months
Richard Ansell	Member, BNZ Investment Review Committee	2 years, 9 months	Director, BNZ Investment Services Limited (current position)	3 years, 7 months
Jason Wong	Member, BNZ Investment Review Committee	1 year, 9 months	Senior Markets Strategist, BNZ (current position)	6 years, 9 months
Hayden Griffiths	Member, BNZ Investment Review Committee	1 year, 9 months	Executive Director and Head of Asset Allocation, JBWere (current position)	13 years, 3 months
Louis Nel	Member, BNZ Investment Review Committee	0 years, 6 months	Head of Investment Solutions Wealth, BNZ (current position)	11 years, 8 months

Further information

You can also obtain this information, the PDS for the Private Wealth Series, and some additional information from the offer register at companiesoffice.govt.nz/disclose

Contact details

If you have any questions about this Fund or the Private Wealth Series, please call us on 0800 477 077 or visit our website at bnz.co.nz/private-banking

Notes

1. The total fund charges uses an estimate for 'other management and administration charges' which reflects the costs and expenses charged by Russell Investment Management Limited (Russell), the underlying manager of the Fund as at 31 March 2021. Russell was terminated as manager of the Fund on 28 July 2021, and costs and expenses charged by Russell ceased from that date. The estimate was based on verification from the underlying manager to BNZ Investment Services Limited as manager of the Fund.
2. The percentage of cash and cash equivalents in this graph may differ to those stated in the Top 10 investments table as they can include operating and fund accruals.
3. Investor flows not yet unitised, unsettled trades, currency hedging gains (or losses), collateral positions held for derivative or hedging purposes, and any operating accruals, are excluded from the Top 10 investments.